

Making Everything Easier!™

BlackBerry® Storm™

FOR
DUMMIES®

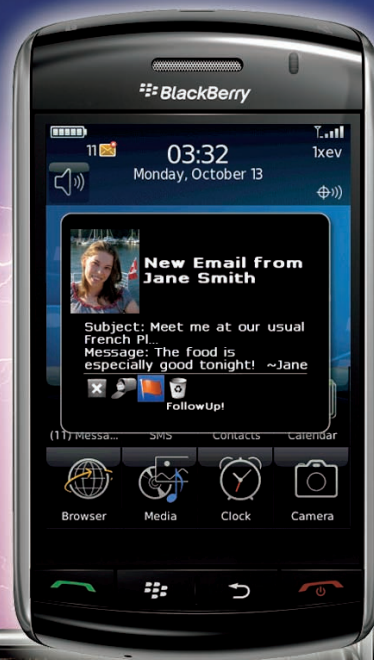
Learn to:

- **Unlock the full power of your touch-screen BlackBerry**
- **Organize and manage your contacts and appointments**
- **Protect the data on your BlackBerry**
- **Take advantage of BlackBerry's multimedia features**

Robert Kao

Dante Sarigumba

Coauthors of BlackBerry Pearl For Dummies



BlackBerry®
Storm™
FOR
DUMMIES®

BlackBerry® ***Storm™*** FOR **DUMMIES®**

by Robert Kao and Dante Sarigumba



WILEY

Wiley Publishing, Inc.

BlackBerry® Storm™ For Dummies®

Published by

Wiley Publishing, Inc.

111 River Street

Hoboken, NJ 07030-5774

www.wiley.com

Copyright © 2009 by Wiley Publishing, Inc., Indianapolis, Indiana

Published by Wiley Publishing, Inc., Indianapolis, Indiana

Published simultaneously in Canada

No part of this publication may be reproduced, stored in a retrieval system or transmitted in any form or by any means, electronic, mechanical, photocopying, recording, scanning or otherwise, except as permitted under Sections 107 or 108 of the 1976 United States Copyright Act, without either the prior written permission of the Publisher, or authorization through payment of the appropriate per-copy fee to the Copyright Clearance Center, 222 Rosewood Drive, Danvers, MA 01923, (978) 750-8400, fax (978) 646-8600. Requests to the Publisher for permission should be addressed to the Permissions Department, John Wiley & Sons, Inc., 111 River Street, Hoboken, NJ 07030, (201) 748-6011, fax (201) 748-6008, or online at <http://www.wiley.com/go/permissions>.

Trademarks: Wiley, the Wiley Publishing logo, For Dummies, the Dummies Man logo, A Reference for the Rest of Us!, The Dummies Way, Dummies Daily, The Fun and Easy Way, Dummies.com, Making Everything Easier, and related trade dress are trademarks or registered trademarks of John Wiley & Sons, Inc. and/or its affiliates in the United States and other countries, and may not be used without written permission. BlackBerry and Storm are trademarks or registered trademarks of Research In Motion Limited. All other trademarks are the property of their respective owners. Wiley Publishing, Inc., is not associated with any product or vendor mentioned in this book.

LIMIT OF LIABILITY/DISCLAIMER OF WARRANTY: THE PUBLISHER AND THE AUTHOR MAKE NO REPRESENTATIONS OR WARRANTIES WITH RESPECT TO THE ACCURACY OR COMPLETENESS OF THE CONTENTS OF THIS WORK AND SPECIFICALLY DISCLAIM ALL WARRANTIES, INCLUDING WITHOUT LIMITATION WARRANTIES OF FITNESS FOR A PARTICULAR PURPOSE. NO WARRANTY MAY BE CREATED OR EXTENDED BY SALES OR PROMOTIONAL MATERIALS. THE ADVICE AND STRATEGIES CONTAINED HEREIN MAY NOT BE SUITABLE FOR EVERY SITUATION. THIS WORK IS SOLD WITH THE UNDERSTANDING THAT THE PUBLISHER IS NOT ENGAGED IN RENDERING LEGAL, ACCOUNTING, OR OTHER PROFESSIONAL SERVICES. IF PROFESSIONAL ASSISTANCE IS REQUIRED, THE SERVICES OF A COMPETENT PROFESSIONAL PERSON SHOULD BE SOUGHT. NEITHER THE PUBLISHER NOR THE AUTHOR SHALL BE LIABLE FOR DAMAGES ARISING HEREFROM. THE FACT THAT AN ORGANIZATION OR WEBSITE IS REFERRED TO IN THIS WORK AS A CITATION AND/OR A POTENTIAL SOURCE OF FURTHER INFORMATION DOES NOT MEAN THAT THE AUTHOR OR THE PUBLISHER ENDORSES THE INFORMATION THE ORGANIZATION OR WEBSITE MAY PROVIDE OR RECOMMENDATIONS IT MAY MAKE. FURTHER, READERS SHOULD BE AWARE THAT INTERNET WEBSITES LISTED IN THIS WORK MAY HAVE CHANGED OR DISAPPEARED BETWEEN WHEN THIS WORK WAS WRITTEN AND WHEN IT IS READ.

For general information on our other products and services, please contact our Customer Care Department within the U.S. at 877-762-2974, outside the U.S. at 317-572-3993, or fax 317-572-4002.

For technical support, please visit www.wiley.com/techsupport.

Wiley also publishes its books in a variety of electronic formats. Some content that appears in print may not be available in electronic books.

Library of Congress Control Number: 2008943639

ISBN: 978-0-470-42220-5

Manufactured in the United States of America

10 9 8 7 6 5 4 3 2 1



WILEY

About the Authors

Robert Kao is one well-rounded professional. His ability to translate his technical knowledge and communicate with users of all types led him to co-write *BlackBerry For Dummies* and *BlackBerry Pearl For Dummies*. He started out as a BlackBerry developer for various financial firms in New York City, that truly global city. A graduate of Columbia University, with a Computer Engineering degree, he currently lives in South Brunswick, New Jersey.

Dante Sarigumba is a long-time user of BlackBerry and a gizmo enthusiast. He is a co-host of the Mobile Computing Authority biweekly podcast. He works for a major investment bank in New York as a software developer and lives in South Brunswick, New Jersey, with his wife, Rosemarie, and two sons, Dean and Drew.

Dedications

I would like to thank my father (MHK) and mother (SYT) for everything they've done for me. I wouldn't be here without their kindness and support. I would also like to thank my lovely wife, Marie-Claude, and little Jade for all their support.

— Robert Kao

To Yosma, Dean, and Drew: My greatest treasures. Thank you for your thoughts, understanding, and support.

— Dante Sarigumba

Authors' Acknowledgments

Collectively, we want to give a big thanks to Greg Croy for the opportunities to work with the *For Dummies* brand and congratulate him on his retirement! Enjoy it Greg.

In addition, we'd like to thank the following people:

- ✓ Katie Mohr, our new acquisitions editor. We look forward to working with you.
- ✓ Carol McClendon, our agent, for presenting our proposal to the right people.
- ✓ Rebecca Senninger and Tonya Cupp, our editors, for making us look good.
- ✓ Victoria Berry, PR of Research In Motion, for getting us access to proper channels at the right time.
- ✓ Richard Evers, of Research In Motion, for a wealth of information and guidance.

In addition, we thank the rest of the Wiley staff. Without you all, this book would not have been possible.

— Rob & Dante

Publisher's Acknowledgments

We're proud of this book; please send us your comments through our online registration form located at <http://dummies.custhelp.com>. For other comments, please contact our Customer Care Department within the U.S. at 877-762-2974, outside the U.S. at 317-572-3993, or fax 317-572-4002.

Some of the people who helped bring this book to market include the following:

Acquisitions and Editorial

Project Editor: Rebecca Senninger

Executive Editor: Greg Croy

Acquisition Editor: Katie Mohr

Copy Editor: Tonya Cupp

Technical Editor: Richard Evers

Editorial Manager: Leah Cameron

Editorial Assistant: Amanda Foxworth

Sr. Editorial Assistant: Cherie Case

Cartoons: Rich Tennant
(www.the5thwave.com)

Composition Services

Project Coordinator: Katherine Key

Layout and Graphics: Carl Byers,
Reuben W. Davis, Christin Swinford,
Ronald Terry

Proofreaders: Laura Albert, Lynn Stuart

Indexer: Broccoli Information Management

Special Help: Jennifer Riggs

Publishing and Editorial for Technology Dummies

Richard Swadley, Vice President and Executive Group Publisher

Andy Cummings, Vice President and Publisher

Mary Bednarek, Executive Acquisitions Director

Mary C. Corder, Editorial Director

Publishing for Consumer Dummies

Diane Graves Steele, Vice President and Publisher

Composition Services

Gerry Fahey, Vice President of Production Services

Debbie Stailey, Director of Composition Services

Contents at a Glance

<i>Introduction</i>	<i>1</i>
<i>Part I: Meeting and Greeting Your BlackBerry Storm.....</i>	<i>5</i>
Chapter 1: Your BlackBerry Is NOT an Edible Fruit	7
Chapter 2: Navigating the BlackBerry	15
Chapter 3: Whipping Up a Storm of Your Own	23
<i>Part II: Getting Organized with Your Storm.....</i>	<i>35</i>
Chapter 4: Remembering and Locating Your Acquaintances	37
Chapter 5: Keeping Your Appointments	59
Chapter 6: Making Notes and Calculations.....	75
<i>Part III: Getting Multimedia and Online with Your Storm</i>	<i>87</i>
Chapter 7: You've Got (Lots of) E-Mail	89
Chapter 8: Too Cool for E-Mail	113
Chapter 9: Surfing the Internet Wave	137
Chapter 10: Calling Your Favorite Person	163
Chapter 11: Taking Great Pictures with Your Storm	179
Chapter 12: Satisfying Your Senses with the Media Player.....	191
Chapter 13: Getting around with BlackBerry GPS	209
<i>Part IV: Working with Desktop Manager.....</i>	<i>215</i>
Chapter 14: Syncing the Synchronize Way	217
Chapter 15: Switching Devices	233
Chapter 16: Protecting Your Information	241
Chapter 17: Installing and Managing Third-Party Applications.....	251
<i>Part V: The Part of Tens</i>	<i>261</i>
Chapter 18: Ten Great BlackBerry Storm Accessories	263
Chapter 19: Ten Must-Have BlackBerry Programs	269
Chapter 20: Ten Web Site Categories for Storm Browsing.....	275
<i>Index</i>	<i>281</i>

Table of Contents

Introduction 1

About This Book	1
Who Are You?	2
What's in This Book	2
Part I: Meeting and Greeting Your BlackBerry Storm	3
Part II: Getting Organized with Your Storm.....	3
Part III: Getting Multimedia and Online with Your Storm.....	3
Part IV: Working with Desktop Manager.....	3
Part V: The Part of Tens.....	4
Icons in This Book	4
Where to Go from Here.....	4

Part 1: Meeting and Greeting Your BlackBerry Storm 5

Chapter 1: Your BlackBerry Is NOT an Edible Fruit 7

How It All Works: The Schematic Approach.....	8
The role of the network service provider.....	8
Connecting to your computer	9
Oh, the Things You Can Do!	10
All-in-one multimedia center	11
Internet at your fingertips.....	11
Me and my great personal assistant.....	12
A touch-screen PC in the palm of your hand	12
Look Dad, no hands!.....	13
Chewing on Hardware.....	13
Saving power	13
Putting a sentry on duty	14

Chapter 2: Navigating the BlackBerry 15

Exploring Your BlackBerry's Face.....	15
Using the Touch Screen.....	17
Tapping the Keyboards: QWERTY and SureType	18
Virtual QWERTY keyboard	18
Virtual SureType keyboard.....	18
Physical Keys and More.....	21
Escape key	21
Menu key (BlackBerry key)	21
Convenience keys	21
microSD slot	21
Switching applications	22

Chapter 3: Whipping Up a Storm of Your Own 23

Making Your BlackBerry Yours	23
Branding your BlackBerry	23
Choose a language, any language	24
Typing with ease using AutoText	25
Inserting text shortcuts.....	26
Customizing your screen's look and feel.....	27
Choosing themes	29
Wallpapering	30
Ringing freedom.....	31
Keeping Your BlackBerry Safe	34

Part II: Getting Organized with Your Storm* 35*Chapter 4: Remembering and Locating Your Acquaintances 37**

Accessing Your Contacts.....	38
Cleaning Your Contacts	38
Creating a contact.....	39
Adding contacts from other BlackBerry applications	43
Viewing a contact.....	44
Editing a contact	45
Deleting a contact	46
Copying Contacts from Desktop Applications.....	46
Looking for Someone?.....	47
Organizing Your Contacts	49
Creating a group.....	50
Using the Filter feature on your contacts	51
Setting preferences.....	54
Sharing a Contact	56
Sending a vCard	56
Receiving a vCard	57
Searching for Somebody Outside Your Contacts.....	57

Chapter 5: Keeping Your Appointments 59

Accessing BlackBerry Calendar	59
Choosing your Calendar view	60
Moving between time frames	62
Customizing your Calendar	64
Managing multiple Calendars.....	65
All Things Appointment: Adding, Opening, and Deleting.....	66
Creating an appointment	66
Opening an appointment	70
Deleting an appointment.....	70
Appointments versus Meetings	71
Sending a meeting request	71
Responding to a meeting request	71
Setting your meeting dial-in number	72

Chapter 6: Making Notes and Calculations.75

Taking a MemoPad	75
Accessing MemoPad.....	76
Jotting down notes	76
Viewing and editing your notes	78
Deleting your notes	78
Finding a note — quickly	79
Organizing your notes	79
Printing notes	82
Calculating.....	82
Accessing Calculator	82
Using Calculator.....	83
Converting between English and metric systems.....	84

***Part III: Getting Multimedia and
Online with Your Storm 87*****Chapter 7: You've Got (Lots of) E-Mail89**

Getting Up and Running with E-Mail	89
Using the BlackBerry Internet Service client	90
Combining your e-mail accounts into one.....	90
Adding an e-mail account	91
Using Desktop Redirector: How enterprising!.....	92
Customizing Your E-Mail	93
Configuring your e-mail signature	93
Enabling wireless reconciliation	94
Automating replies and out-of-office messages	96
Accessing Messages	96
Receiving e-mails	96
Sorting the message list	97
Saving a message to the saved folder	97
Viewing attachments	98
Editing attachments.....	99
Sending e-mail	100
Forwarding e-mail	100
Sending e-mail to multiple people	100
Saving a draft e-mail	101
Attaching any file to your e-mail	101
Spell checking your outgoing messages	102
Adding a sender to your Contacts	103
Deleting e-mail.....	103
Filtering your e-mail.....	104
Searching Messages Like a Pro	106
Searching by sender or recipient.....	107
Searching by subject	107
Running a general search.....	108

Saving search results.....	109
Reusing saved searches	111
Long Live E-Mail.....	112

Chapter 8: Too Cool for E-Mail113

Sending and Receiving PIN-to-PIN Messages	113
Getting a BlackBerry PIN.....	114
Assigning PINs to names.....	116
Sending a PIN-to-PIN message	118
Receiving a PIN-to-PIN message.....	119
Keeping in Touch the SMS/MMS Way	119
Using shorthand for speedy replies	120
Awfhy?	121
Showing some emotion.....	121
Sending a text message.....	124
Viewing a message.....	125
Messaging — Instantly	126
Chatting using IM rules	127
Instant messaging on BlackBerry Storm.....	127
Using BlackBerry Messenger.....	131
Taking control of your IM app.....	134

Chapter 9: Surfing the Internet Wave137

Brewing Up a Storm Browser.....	137
Getting to the Browser	138
Hitting the (air) waves.....	140
Moving around on a Web page.....	140
Saving or sending a Web address.....	144
Bookmarking Your Favorite Sites	146
Adding a bookmark.....	146
Changing a bookmark.....	148
Organizing your bookmarks	148
Exercising Options and Optimizing Techniques	151
Configuring Browser.....	152
General Browser properties	154
Cache operations	156
Installing and Uninstalling Applications from the Web.....	158
Browser Behavior in Business	160
Using Browser on your company's BES	160
Using your network provider's browser.....	161
Setting the default browser	161

Chapter 10: Calling Your Favorite Person163

Using the BlackBerry Phone Application	163
Making a call.....	163
Getting a call.....	164
Muting your call	166

Putting someone on hold	166
Turning down the volume.....	167
Customizing Your Phone	167
Setting up your voice mail number	167
Using call forwarding.....	168
Arranging Conference Calls.....	169
Talking privately to a conference participant.....	171
Alternating between phone conversations	171
Dropping that meeting hugger.....	172
Communicating Hands Free	172
Using the speaker phone	172
Pairing your BlackBerry with a Bluetooth headset	172
Using your voice to dial	174
Taking Notes While on the Phone	174
Accessing phone notes	176
Forwarding phone notes.....	177
Chapter 11: Taking Great Pictures with Your Storm	179
Saying “Cheese”	179
Reading the screen indicators	180
Choosing the picture quality.....	180
Zooming and focusing.....	182
Setting the flash.....	182
Setting the white balance.....	183
Setting the picture size.....	183
Geotagging	183
Working with Pictures.....	184
Viewing pictures	184
Creating a slide show	185
Trashing	185
Listing filenames versus thumbnails	185
Checking picture properties.....	186
Organizing your pictures	187
Sharing your pictures.....	188
Setting a picture as Caller ID	189
Setting a Home screen image	190
Setting Camera Memory Options	190
Chapter 12: Satisfying Your Senses with the Media Player	191
Accessing Media	191
Let the music play.....	192
Now showing	194
Lord of the ring tones.....	195
Picture this	196
Recording your voice	197
Turning it up (or down)	199
Navigating the menu.....	199
Changing the media flavor.....	199

Working with Media Files	201
Greeting BlackBerry Desktop Media Manager	201
Synchronizing with iTunes using BlackBerry Media Sync.....	206
Downloading sounds	207
Transferring Media Files using the microSD	208
Chapter 13: Getting around with BlackBerry GPS	209
Putting Safety First	209
Getting What You Need	210
Choosing GPS Application Options	210
BlackBerry Maps	211
Google Maps	212
TeleNav GPS Navigator	213
 <i>Part IV: Working with Desktop Manager</i>	 215
Chapter 14: Syncing the Synchronize Way	217
Meeting Your BlackBerry Desktop Manager	217
Installing BDM and Desktop Redirector	218
Launching BDM	219
Connecting BDM to your Storm	220
Running BDM for the first time	221
Setting Up Synchronize.....	221
Configuring PIM synchronization	222
Mapping fields for synchronization.....	226
Confirming record changes	228
Resolving update conflicts.....	229
Ready, Set, Synchronize!.....	230
Using On-Demand Synchronize.....	230
Synchronizing automatically	231
Chapter 15: Switching Devices	233
Switching to BlackBerry Storm	233
Switching from a Non-BlackBerry Device.....	236
Palm device requirements.....	236
Windows Mobile device requirements	237
Running the wizard.....	237
Chapter 16: Protecting Your Information	241
Accessing Backup and Restore.....	242
Backing Up BlackBerry Style.....	243
Backing up your Storm manually.....	243
Setting up automatic backups.....	244
Restoring Your Data from Backup Information	245

Protecting Your Data, Your Way	246
Backing up, your way	247
Restoring, your way.....	248
Clearing BlackBerry information, your way	249
Backing Up and Restoring Wirelessly	250

Chapter 17: Installing and Managing Third-Party Applications . . . 251

Accessing Application Loader	251
Installing an Application	253
Uninstalling an Application	254
Uninstalling with Application Loader.....	255
Uninstalling with your BlackBerry handheld	255
Upgrading Your BlackBerry OS	257
Finding and Installing Applications from App Stores	259

***Part V: The Part of Tens* 261**

Chapter 18: Ten Great BlackBerry Storm Accessories 263

microSD Card	264
BlackBerry Remote Stereo Gateway	264
Stereo Headsets	264
Case and Belt Clip.....	265
Screen Protector	265
Extra Battery	265
Battery Charger	266
Full Keyboard	266
External Speaker	267
Car Mount	267

Chapter 19: Ten Must-Have BlackBerry Programs 269

PeeKaWho: E-Mail and SMS Preview.....	270
Slacker.....	270
BerryStore	270
SmrtGuard: Your BlackBerry Guardian	271
Handmark Pocket Express	271
Google Talk Mobile and Yahoo! Messenger Mobile	272
iSkoot Skype Client.....	272
MobiTV	272
Bookworm	272
Chuzzle.....	273

Chapter 20: Ten Web Site Categories for Storm Browsing 275

Weather.....	276
News	276

Searches, Directories, and Portals	277
Business	277
Travel	278
Sports	278
Advice and Self Help	279
Social and Virtual Networking	279
Shopping and Shipping Information.....	279
Other Browsing Categories	280

<i>Index</i>	281
--------------------	------------

Introduction



Hi there, and welcome to *BlackBerry Storm For Dummies*. If you already have a BlackBerry Storm, this is a great book to have around when you want to discover new features or need something to slap open and use as a quick reference. If you don't have a Storm yet and have some basic questions (such as "What is a BlackBerry Storm?" or "How can a BlackBerry Storm help me be more productive?"), you can benefit by reading this book cover to cover. No matter what your current BlackBerry user status — BUS, for short — we're here to help you get the most out of your BlackBerry Storm.

Right off the bat, we can tell you that a BlackBerry Storm isn't a fruit you find at the supermarket, nor is it related to nasty weather patterns but rather is an always-connected handheld device that has e-mail capabilities and a built-in Internet browser. With your BlackBerry Storm, you're in the privileged position of always being able to receive e-mail and browse the Web.

On top of that, a BlackBerry Storm has all the features you expect from a personal organizer, including a calendar, to-do lists, and memos. Oh, and did we mention that a BlackBerry Storm also has a built-in mobile phone? Talk about multitasking! Imagine being stuck on a commuter train: With your BlackBerry Storm by your side, you can compose e-mail while conducting a conference call — all from the comfort of your seat.

That's not all. BlackBerry Storm goes a step further to make it more fun for you to own this device. You can snap a picture with its camera, record a funny video, listen to your music collection, and enjoy watching that video on YouTube.

In this book, we show you all the basics and then go the extra mile by highlighting some of the lesser-known (but still handy) features of the BlackBerry Storm. Your Storm can work hard for you when you need it to and can play hard when you want it to. (Need we say that we're ready, willing, and able to show you where to get great games for your BlackBerry Storm?)

About This Book

BlackBerry Storm For Dummies is a comprehensive user guide as well as a quick user reference. This book is designed so that you can read it cover to cover if you want, but you don't need to read one chapter after the other.

Feel free to jump around while you explore the different functionalities of your BlackBerry Storm.

We cover basic and advanced topics, but we stick to those that we consider the most practical and frequently used. If you use or want to use a certain function of your BlackBerry Storm, we likely cover it here.

Who Are You?

In this book, we tried to be considerate of your needs, but because we've never met you, our image of you is as follows. If you find that some of these images are true about you, this might just be the book for you:

- ✔ You have a BlackBerry Storm and you want to find out how to get the most from it.
- ✔ You don't have a BlackBerry Storm yet, and you're wondering what one could do for you.
- ✔ You're looking for a book that doesn't assume that you know all the jargon and tech terms used in the PDA industry. (*PDA* stands for *personal digital assistant*, by the way. Take that, you jargon, you!)
- ✔ You want a reference that shows you, step by step, how to do useful and cool things with a BlackBerry Storm without bogging you down with unnecessary background or theory.
- ✔ You're tired of hauling your ten-pound laptop with you on trips, and you're wondering how to turn your BlackBerry Storm into a miniature traveling office.
- ✔ You no longer want to be tied to your desktop system for the critical activities in your life, such as sending and receiving e-mail, checking your calendar for appointments, and surfing the Web.
- ✔ You like to have some fun, play games, and be entertained from a device but don't want to carry an extra game gadget on your bag.

What's in This Book

BlackBerry Storm For Dummies consists of five parts, and each part consists of different chapters related to that part's theme.

Part I: Meeting and Greeting Your BlackBerry Storm

Part I starts with the basics of your Storm. You know: What it is, what you can do with it, and what the parts are. We describe how you navigate using the innovative touch screen that behaves like a button and the difference between the QWERTY and SureType keyboard layout. We also show you how to personalize and express yourself through your BlackBerry Storm. This part wraps up with must-knows about security and where to go for help when you get into trouble with your BlackBerry.

Part II: Getting Organized with Your Storm

Part II deals with the fact that your BlackBerry Storm is also a full-fledged PDA. We show you how to get your Storm to keep your contacts in Contacts as well as how to manage your appointments and meetings in Calendar. We also show you how to take notes and do quick arithmetic calculations on your Storm. As you'll see, most BlackBerry applications interconnect, working hard for you.

Part III: Getting Multimedia and Online with Your Storm

Part III shows you what made BlackBerry what it is today — always-connected e-mail. We also get into the other strengths of the BlackBerry — Web surfing functionality — but it doesn't stop there. We also point out how you can use other forms of messages on the BlackBerry that you might not have known about, such as PIN-to-PIN messages. We also describe the fun features of your BlackBerry, such as using its camera, listening to music, and recording and watching videos. And rest assured that your BlackBerry will be a good companion when you're traveling because we also show you how to use its GPS.

Part IV: Working with Desktop Manager

In Part IV, we detail BlackBerry Desktop Manager and show you some of the hoops you can put it through with your BlackBerry Storm, including making backups and installing BlackBerry applications from your PC to your Storm. You also find out how to port data from your older devices — BlackBerry or not — to your new Storm. And we didn't forget to cover important stuff, such as data syncing your appointments and contacts with desktop applications, such as Outlook.

Part V: The Part of Tens

All *For Dummies* books include The Part of Tens, and this book is no different. In Part V, we show you where to get cool BlackBerry Storm accessories, visit useful mobile Web sites, and (of course) get great applications and games to play on your BlackBerry Storm. In addition, we keep this list up-to-date on our Web site at www.blackberryfordummies.com.

Icons in This Book



This icon highlights an important point that you don't want to forget because it just might come up again. We'd never be so cruel as to spring a pop quiz on you, but paying attention to these details can definitely help you.



This book rarely delves into the geeky, technical details, but when it does, this icon warns you. Read on if you want to get under the hood a little, or just skip ahead if you aren't interested in the gory details.



Here's where you can find not-so-obvious tricks that can make you a BlackBerry Storm power-user in no time. Pay special attention to the paragraphs with this icon to get the most out of your Storm.



Look out! This icon tells you how to avoid trouble before it starts.

Where to Go from Here

If you want to find out more about the book or have a question or comment for the authors, please visit us at any of the following:

- ✓ www.BlackBerryForDummies.com
- ✓ www.BlackBerryGoodies.com — where we answer your submitted questions


Now you can dive in! Give Chapter 1 a quick look to get an idea of where this book takes you and then feel free to head straight to your chapter of choice.

Part I

Meeting and Greeting Your BlackBerry Storm

The 5th Wave

By Rich Tennant



"This model comes with a particularly useful function – a simulated static button for breaking out of long winded conversations."

In this part . . .

The road to a happy and collaborative relationship with your BlackBerry Storm starts here. Chapter 1 covers all the nuts and bolts: how the Storm works, its look and feel, and connectivity. Chapter 2 describes how you navigate through the virtual keys. Chapter 3 discusses customizing your BlackBerry and also how to take care of your device.

Chapter 1

Your BlackBerry Is NOT an Edible Fruit

In This Chapter

- ▶ Checking out your BlackBerry behind the scenes
 - ▶ Seeing what your BlackBerry can do
 - ▶ Meeting and greeting your BlackBerry
 - ▶ Not sweating the minor stuff
-

Because you're reading this book, you probably have a BlackBerry Storm (and we're pretty sure that you're not eating it). We're just curious, though — what actually convinced you to buy this particular handheld mobile device? Was it the touch screen? Was it the always-connected e-mail? Or the multimedia player to replace your iPod or iPhone? Or was it the really good sales pitch? We know; the list could go on and on — and we might never hit on the exact reason you got yours. For whatever reason you got your BlackBerry, congratulations; you made an intelligent choice.

The same smarts that made you buy your BlackBerry Storm are clearly at it again. This time, your intelligence led you to pick up this book, perhaps because your intuition told you there's more to your BlackBerry Storm than meets the eye.

Your hunch is right. Your Storm *can* help you do more than you supposed. For example, your BlackBerry is a whiz at making phone calls, but it's also a computer that can check your e-mail and surf the Web. We're talking *World Wide Web* here, so the sky's the limit. Help is always at your fingertips rather than sitting on some desk at home or at the office.

- ✔ Need to check out the reviews of that restaurant on the corner?
- ✔ Need to know — right now — what's showing in your local movie theaters, or what's coming in the weather tonight, or what's the best place to shop the sales?
- ✔ Need to know your current location and get directions to that cozy bed and breakfast, or retrieve news headlines, or check stock quotes?

- ✓ Want to do some online chatting or view some pictures online?
- ✓ Hankering to network with your old classmates?

You can do all these things (and more) by using your BlackBerry Storm.



Storm is also a full-fledged *personal digital assistant (PDA)*. Out of the box, it provides you with the organizational tools you need to set up to-do lists, manage your appointments, take care of your address books, and more.

Being armed with a device that's a phone, an Internet connection, a PDA, a GPS, and full-on media player all built into one makes you a powerful person. With your Storm (along with this resourceful book), you really can increase your productivity and become better organized. Watch out, world! BlackBerry Storm-wielding powerhouse coming through!

If you stick with us, you find out all you need to get the most out of your device or maybe even save a troubled relationship. (Well, the last one is a bit of an exaggeration, but we got your attention, right?)

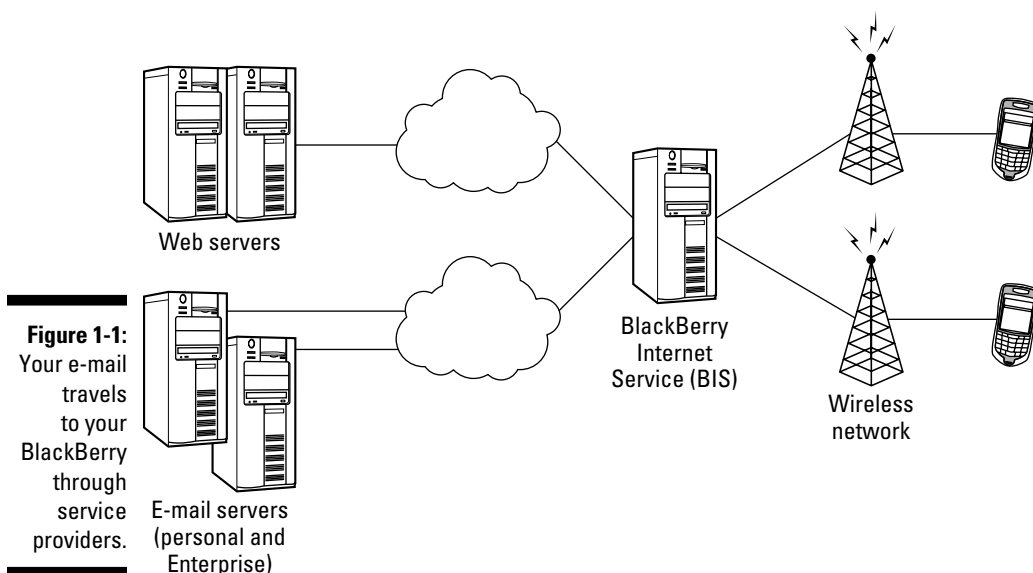
How It All Works: The Schematic Approach

For those who always ask, "How do they do that?" you don't have to go far; this little section is just for you.

The role of the network service provider

Along with wondering how your BlackBerry Storm actually works, you might also be wondering why you didn't get your Storm from RIM rather than from a network service provider such as Cingular or T-Mobile. Why did you need to go through a middle person? After all, RIM makes BlackBerry Storm.

That's an excellent question — and here's the quick-and-dirty answer. RIM needs a delivery system — a communication medium, as it were — for its technology to work. Not in a position to come up with such a delivery system all by its lonesome, RIM partnered (and built alliances across the globe) with what developed into its network service providers — the usual suspects (meaning the big cellphone companies). These middlemen support the wireless network for your BlackBerry Storm so you can connect to the BlackBerry Internet service — and get all those wonderful e-mails (and spend so much valuable time surfing the Internet). See Figure 1-1 for an overview of this process.



Network service providers don't build alliances for nothing, right? In return, RIM gave them the right to brand their names on the BlackBerry they offer for sale. For example, a T-Mobile BlackBerry looks different from a similar model you get from Vodafone.



Which leads to another question: Do BlackBerry functionalities differ from phone model to phone model? Quick answer: On the core BlackBerry applications (such as Tasks and Contracts), you find no major differences. Other features, such as Instant Messaging, might or might not be supported by the network service provider.

Just to keep the score card straight, when we talk about features available from one network service provider that aren't available from others, we point that out.

Connecting to your computer

Nowadays, a personal computer is a household necessity. People spend so much time on them, and so much information is stored in them. No surprise that BlackBerry works hand-in-hand with your PC. The USB cable that comes with your BlackBerry does more than just charge your device.

Know your BlackBerry history

Your BlackBerry Storm is truly a wondrous thing, boasting many features beyond your ordinary mobile phone. And its “sudden” popularity didn’t happen overnight. Like any other good product, BlackBerry Storm has come a long way from its (relatively humble) beginnings.

In the days when the PalmPilot ruled the PDA world, Research In Motion (RIM, the maker of the BlackBerry) was busy in its lab, ignoring the then-popular graffiti input method, and designing a device with a QWERTY keyboard — the kind of keyboard people were already used to from working on their computers. RIM didn’t stop there, however. It added an always-connected e-mail capability, making this device a must-have among government officials as well as finance and health professionals.

To meet the needs of government officials and industry professionals, RIM made reliability, security, and durability the priorities when manufacturing its devices. Today, BlackBerry Storm comes from the same line of RIM family products, inheriting all the good genes while boosting usability and adding more functions to its core BlackBerry applications. As a result, BlackBerry is popular among not only *prosumers* (professional customers) but also consumers. Starting with BlackBerry Pearl, RIM has been targeting the mainstream consumer market. Clearly, with BlackBerry Storm, RIM is winning the hearts of consumers while maintaining its hold on the enterprise market.

Part IV helps you use your PC connection with the help of BlackBerry Desktop Manager and all the utilities that come with it. For instance, Chapter 17 talks about installing new applications to your BlackBerry with the help of your PC. In Chapter 14, you find how to sync your device with the Personal Information Manager data that you keep in your PC. You can also read Chapter 15 for directions for switching from another device (even a non-BlackBerry device) to a new BlackBerry. For example, you find out how to import your contact list into your new BlackBerry. Last, Chapter 16 tells you how to protect your data.



If you have a Mac instead of a PC, you can still sync with the PocketMac Sync on your Mac. Research In Motion doesn’t actually support the application but does provide the software for free.

Oh, the Things You Can Do!

In the BlackBerry world, it used to be that always-connected e-mail was the primary factor that made BlackBerry very attractive and is likely first in the long list of reasons you got yours.