

Making Everything Easier!™

Windows® Phone 7

FOR DUMMIES®

Learn to:

- **Navigate your phone's interface and work with the new hubs**
- **Use Office Mobile applications to work on the go**
- **Download music and videos through Zune® and play games with Xbox LIVE®**

IN FULL COLOR!

Bill Hughes



Get More and Do More at Dummies.com®



Start with **FREE** Cheat Sheets

Cheat Sheets include

- Checklists
- Charts
- Common Instructions
- And Other Good Stuff!

**To access the Cheat Sheet created specifically for this book, go to
www.dummies.com/cheatsheet/windowsphone7**

Get Smart at Dummies.com

Dummies.com makes your life easier with 1,000s of answers on everything from removing wallpaper to using the latest version of Windows.

Check out our

- Videos
- Illustrated Articles
- Step-by-Step Instructions

Plus, each month you can win valuable prizes by entering our Dummies.com sweepstakes.*

Want a weekly dose of Dummies? Sign up for Newsletters on

- Digital Photography
- Microsoft Windows & Office
- Personal Finance & Investing
- Health & Wellness
- Computing, iPods & Cell Phones
- eBay
- Internet
- Food, Home & Garden

Find out “HOW” at Dummies.com

*Sweepstakes not currently available in all countries; visit Dummies.com for official rules.



Windows® Phone 7

FOR

DUMMIES®

Windows® Phone 7
FOR
DUMMIES®

by Bill Hughes



WILEY

Wiley Publishing, Inc.

Windows® Phone 7 For Dummies®

Published by

Wiley Publishing, Inc.

111 River Street

Hoboken, NJ 07030-5774

www.wiley.com

Copyright © 2011 by Wiley Publishing, Inc., Indianapolis, Indiana

Published simultaneously in Canada

No part of this publication may be reproduced, stored in a retrieval system or transmitted in any form or by any means, electronic, mechanical, photocopying, recording, scanning or otherwise, except as permitted under Sections 107 or 108 of the 1976 United States Copyright Act, without either the prior written permission of the Publisher, or authorization through payment of the appropriate per-copy fee to the Copyright Clearance Center, 222 Rosewood Drive, Danvers, MA 01923, (978) 750-8400, fax (978) 646-8600. Requests to the Publisher for permission should be addressed to the Permissions Department, John Wiley & Sons, Inc., 111 River Street, Hoboken, NJ 07030, (201) 748-6011, fax (201) 748-6008, or online at <http://www.wiley.com/go/permissions>.

Trademarks: Wiley, the Wiley Publishing logo, For Dummies, the Dummies Man logo, A Reference for the Rest of Us!, The Dummies Way, Dummies Daily, The Fun and Easy Way, Dummies.com, Making Everything Easier, and related trade dress are trademarks or registered trademarks of John Wiley & Sons, Inc. and/or its affiliates in the United States and other countries, and may not be used without written permission. Windows is a registered trademark of Microsoft Corporation in the United States and/or other countries. All other trademarks are the property of their respective owners. Wiley Publishing, Inc., is not associated with any product or vendor mentioned in this book.

LIMIT OF LIABILITY/DISCLAIMER OF WARRANTY: THE PUBLISHER AND THE AUTHOR MAKE NO REPRESENTATIONS OR WARRANTIES WITH RESPECT TO THE ACCURACY OR COMPLETENESS OF THE CONTENTS OF THIS WORK AND SPECIFICALLY DISCLAIM ALL WARRANTIES, INCLUDING WITHOUT LIMITATION WARRANTIES OF FITNESS FOR A PARTICULAR PURPOSE. NO WARRANTY MAY BE CREATED OR EXTENDED BY SALES OR PROMOTIONAL MATERIALS. THE ADVICE AND STRATEGIES CONTAINED HEREIN MAY NOT BE SUITABLE FOR EVERY SITUATION. THIS WORK IS SOLD WITH THE UNDERSTANDING THAT THE PUBLISHER IS NOT ENGAGED IN RENDERING LEGAL, ACCOUNTING, OR OTHER PROFESSIONAL SERVICES. IF PROFESSIONAL ASSISTANCE IS REQUIRED, THE SERVICES OF A COMPETENT PROFESSIONAL PERSON SHOULD BE SOUGHT. NEITHER THE PUBLISHER NOR THE AUTHOR SHALL BE LIABLE FOR DAMAGES ARISING HEREFROM. THE FACT THAT AN ORGANIZATION OR WEBSITE IS REFERRED TO IN THIS WORK AS A CITATION AND/OR A POTENTIAL SOURCE OF FURTHER INFORMATION DOES NOT MEAN THAT THE AUTHOR OR THE PUBLISHER ENDORSES THE INFORMATION THE ORGANIZATION OR WEBSITE MAY PROVIDE OR RECOMMENDATIONS IT MAY MAKE. FURTHER, READERS SHOULD BE AWARE THAT INTERNET WEBSITES LISTED IN THIS WORK MAY HAVE CHANGED OR DISAPPEARED BETWEEN WHEN THIS WORK WAS WRITTEN AND WHEN IT IS READ.

For general information on our other products and services, please contact our Customer Care Department within the U.S. at 877-762-2974, outside the U.S. at 317-572-3993, or fax 317-572-4002.

For technical support, please visit www.wiley.com/techsupport.

Wiley also publishes its books in a variety of electronic formats. Some content that appears in print may not be available in electronic books.

Library of Congress Control Number: 2010938832

ISBN: 978-0-470-88011-1

Manufactured in the United States of America

10 9 8 7 6 5 4 3 2 1



WILEY

About the Author

Bill Hughes is an experienced marketing strategy executive with over two decades of experience in sales, strategic marketing, and business development roles at several leading corporations, including Microsoft, IBM, General Electric, Motorola, and US West Cellular.

Recently, Bill has worked with Microsoft to enhance its marketing to mobile applications developers. He also has led initiatives to develop new products and solutions with several high-tech organizations, including Nextel, Motorola, SBC, and Tyco Electronics.

Bill has been a professor of marketing at the Kellogg School of Management at Northwestern University where he taught business marketing to graduate MBA students. In his lectures, he presented his findings on the validity of the market-research information used in financial analysis.

Bill also has written articles on this subject for several wireless industry trade magazines, as well as contributed to articles in *USA Today* and *Forbes*. These articles were based upon his research reports written for In-Stat, where he was a principal analyst, covering the wireless industry, specializing in smartphones and business applications of wireless devices. His most popular studies include: "The Symbian Foundation: A Battle Royal for the Ecosystem," "Wireless Data in the Enterprise: The Hockey Stick Arrives," and "Cellphone Trends in U.S. Enterprises: A Small Step from Personal Wireless."

He graduated with honors with an MBA degree from the Kellogg School of Management at Northwestern University and earned a bachelor of science degree with distinction from the College of Engineering at Cornell University, where he was elected to the Tau Beta Pi Engineering Honorary.

Bill lives in Bellevue, Washington, with his wife, Susan, and three sons, Ellis, Arlen, and Quinlan.

Dedication

I would like to dedicate this book to my late father, Robert J. Hughes, Sr.

Author's Acknowledgments

I need to thank a number of people who helped make this book a reality. First, I would thank my literary agent, Carole Jelen, of Waterside Publishing, for her support, encouragement, knowledge, and negotiation skills.

I would also like to thank the team at Wiley Publishing: Katie Mohr, Pat O'Brien, Dan Francis, and Elizabeth Kuball. Your expertise helped me through the creative process. Thanks for your guidance.

I need to give thanks to Andrew McKenna, a student at the University of Washington who has acted as my advisor on important details of using the Xbox and Xbox LIVE. As a 40-something who has been in the wireless industry for 20 years, I could write confidently on every subject except for gaming on the Xbox, and Andrew filled me in on what I've been missing. He took time out of his summer schedule to advise me. Although his parents, Kathy and Mike, probably wanted him to spend less time playing games, I'm glad he frittered away at least some of his youth on such pursuits.

I would like to acknowledge my sons, Ellis, Arlen, and Quinlan, for keeping it quiet (other than dropping the occasional lacrosse ball on their floor/my ceiling) as I wrote this book. You can now turn up your Zune players.

Finally, and above all else, I need to acknowledge the support of my wife, Susan, who seemed to have a never-ending reservoir of patience with me as I worked to write an amusing and useful book. I'm sure the readers will appreciate her brutal honesty on what was not amusing. Although this subject matter is fascinating to me, I recognize that this was not as interesting to Susan as what was happening on *The Bachelorette*. Thanks for helping me anyway.

Publisher's Acknowledgments

We're proud of this book; please send us your comments at <http://dummies.custhelp.com>. For other comments, please contact our Customer Care Department within the U.S. at 877-762-2974, outside the U.S. at 317-572-3993, or fax 317-572-4002.

Some of the people who helped bring this book to market include the following:

Acquisitions and Editorial

Project Editor: Elizabeth Kuball

Sr. Acquisitions Editor: Katie Mohr

Copy Editor: Elizabeth Kuball

Technical Editor: Daniel Francis

Editorial Manager: Jodi Jensen

Editorial Assistant: Amanda Graham

Sr. Editorial Assistant: Cherie Case

Cartoons: Rich Tennant
(www.the5thwave.com)

Composition Services

Project Coordinator: Sheree Montgomery

Layout and Graphics: Joyce Haughey,
Lavonne Roberts

Proofreaders: John Greenough, Linda Seifert

Indexer: Ty Koontz

Publishing and Editorial for Technology Dummies

Richard Swadley, Vice President and Executive Group Publisher

Andy Cummings, Vice President and Publisher

Mary Bednarek, Executive Acquisitions Director

Mary C. Corder, Editorial Director

Publishing for Consumer Dummies

Diane Graves Steele, Vice President and Publisher

Composition Services

Debbie Stailey, Director of Composition Services

Contents at a Glance

<i>Introduction</i>	<i>1</i>
<i>Part I: Getting Started.....</i>	<i>7</i>
Chapter 1: Beginning at the Beginning.....	9
Chapter 2: Making Your First Call.....	29
Chapter 3: The Joy of Text.....	39
<i>Part II: Moving Beyond the Basics.....</i>	<i>47</i>
Chapter 4: What You Can Do with Your Phone	49
Chapter 5: Included Applications: What's on Your Phone	61
<i>Part III: Live on the Internet: Going Mobile</i>	<i>77</i>
Chapter 6: You've Got the Whole (Web) World in Your Hands.....	79
Chapter 7: The Windows Live ID and What It Can Do for You.....	99
Chapter 8: Introducing the Windows Phone Marketplace.....	109
Chapter 9: Buying and Installing Applications.....	117
<i>Part IV: Connecting with the People You Care About....</i>	<i>125</i>
Chapter 10: A Shared Picture Is Worth a Million Words.....	127
Chapter 11: Sending and Receiving E-Mail on Your Phone	139
Chapter 12: Keeping Connected with Your BFFs.....	147
<i>Part V: Music and Videos in the Palm of Your Hand ...</i>	<i>163</i>
Chapter 13: The "Phonified" Zune HD.....	165
Chapter 14: Working the Zune Marketplace.....	173
Chapter 15: Playing Music and Videos.....	189
<i>Part VI: Gaming on Your Phone with Xbox LIVE.....</i>	<i>201</i>
Chapter 16: Let the Games Begin!.....	203
Chapter 17: Getting Games on Your Phone.....	211
Chapter 18: Xbox LIVE and Mobile.....	217

<i>Part VII: Taking Care of Business with Your Windows Phone</i>	225
Chapter 19: On the Road Again: Taking Your Work with You on Your Phone	227
Chapter 20: Making a Date with Your Phone.....	245
<i>Part VIII: The Part of Tens.....</i>	261
Chapter 21: Ten (Or So) Steps to Making the Phone Totally Yours.....	263
Chapter 22: Ten Features to Look for Down the Road	275
<i>Index</i>	279

Table of Contents

Introduction 1

About This Book	1
Conventions Used in This Book.....	1
What You're Not to Read.....	2
Foolish Assumptions.....	2
How This Book Is Organized	2
Part I: Getting Started	3
Part II: Moving Beyond the Basics	3
Part III: Live on the Internet: Going Mobile.....	3
Part IV: Connecting with the People You Care About.....	3
Part V: Music and Videos in the Palm of Your Hand.....	3
Part VI: Gaming on Your Phone with Xbox LIVE.....	4
Part VII: Taking Care of Business with Your Windows Phone	4
Part VIII: The Part of Tens.....	4
Icons Used in This Book	4
Where to Go from Here.....	5

Part I: Getting Started..... 7

Chapter 1: Beginning at the Beginning 9

First Things First: Turning On Your Phone	10
You and Your Shadow: Understanding	
How Your Cellular Carrier Bills You.....	12
Voice usage.....	12
Text usage.....	13
Data usage.....	13
Charging Your Phone and Managing Battery Life	14
Navigating around the Phone	16
The phone's buttons	16
The touch screen	20
The keyboard	25
Turning Off the Phone.....	27

Chapter 2: Making Your First Call 29

Making Your First Call.....	29
Receiving Your First Call	33
The Call History: Keeping Track of Your Calls	34
Emergency Calls: The 411 on 911	35
Synching a Bluetooth Headset.....	36

Chapter 3: The Joy of Text 39

Sending Your First Text	39
Sending an Attachment with a Text	44
Receiving Your First Text	45
Managing Your Text History	46

Part II: Moving Beyond the Basics..... 47**Chapter 4: What You Can Do with Your Phone 49**

The Basics: What Any Cellphone Can Do (And How the Windows Phone Does It)	49
What Makes a Smartphone Smart	50
Internet access	50
Wireless e-mail	53
Multimedia	53
Downloaded games and applications.....	53
What Your Windows Phone 7 Can Do.....	54
People and social networks.....	54
Photos	55
Music and video	56
Games	57
Business and e-mail	59

Chapter 5: Included Applications: What's on Your Phone 61

Start Screen Apps: The Tip-Top Taps.....	61
Internet Explorer: It's all there.....	63
Office: Just like your PC	63
Clock: Anybody have the time?.....	65
Calendar: Forget your appointment book	66
Calculator: 1 + 1 = 2.....	69
Exploring More Applications on Your Phone	69
Applications.....	71
Utilities and settings.....	76

Part III: Live on the Internet: Going Mobile 77**Chapter 6: You've Got the Whole (Web) World in Your Hands 79**

Browsing the Web on Your Phone: Internet Explorer	79
Your Favorites list	81
Tabs	84
More options	86

Binging Your Way to the Information You Need:	
Mobile Bing Searches	88
Web searches	88
Map searches: Getting there from here	92
Accessing Web Sites, Mobile or Not.....	96

Chapter 7: The Windows Live ID and What It Can Do for You99

Looking at the Benefits of Windows Live	99
Determining whether You Have a Windows Live ID	101
Signing Up for a Windows Live ID.....	102
Knowing what information you need to provide	103
Jumping through the hoops	104
Acknowledging your new Windows Live ID.....	106

Chapter 8: Introducing the Windows Phone Marketplace109

Windows Phone Marketplace: The Mall for Your Phone.....	110
How to Get to the Marketplace	111
Through the Marketplace app on your Windows Phone.....	111
Through the Internet	111
What's Available: Window Shopping	113

Chapter 9: Buying and Installing Applications117

Setting Your Marketplace Preferences	117
Your payment information	118
Your phone type	118
Buying and Installing an Application from Your Phone	119
Getting Application Updates	122
Getting Rid of an App — And Maybe Even	
Getting Your Money Back	123

Part IV: Connecting with the People You Care About... 125

Chapter 10: A Shared Picture Is Worth a Million Words127

Say Cheese! Taking a Picture with Your Windows Phone.....	127
Sorting the Images on Your Phone.....	128
A quick tour through the Pictures app	128
Your sorting options	131
Sharing Your Photos with Windows Live	135

Chapter 11: Sending and Receiving E-Mail on Your Phone139

Setting Up Your E-Mail	139
Using a supported e-mail account	141
Using a non-fully-supported e-mail account.....	142
Setting up multiple accounts.....	142

Reading E-Mail on Your Phone	142
Managing Your E-Mails	145
Writing and Sending an E-Mail	145

Chapter 12: Keeping Connected with Your BFFs147

Setting Up Your Social Networks.....	149
Facebook.....	150
Other social networking sites	150
Setting Up Your Contact Database.....	150
Adding contacts to your phone manually	152
Adding contacts as you communicate	153
Importing data from your SIM card	154
Building contacts with Windows Live.....	154
Navigating Your People Hub	159

Part V: Music and Videos in the Palm of Your Hand.... 163

Chapter 13: The “Phonified” Zune HD.165

Recognizing What Zune HD Can Do	165
Navigating Music and Video on Your Windows Phone	167
The Zune start screen	168
Delving into your past with the History screen.....	170
Finding music you’ve recently downloaded on the New screen.....	171

Chapter 14: Working the Zune Marketplace173

Listening Up on Licensing	173
Music and podcasts.....	173
Videos.....	176
Handing Over Your Hard-Earned Money.....	176
Getting Music and Videos.....	181

Chapter 15: Playing Music and Videos.189

Playing Zune Tunes	189
Playing a single song	189
Playing an album, artist, or genre.....	193
Playing a playlist	194
Playing Zune Videos.....	195
Playing Zune Podcasts	196
Playing Zune Radio.....	196

Part VI: Gaming on Your Phone with Xbox LIVE 201

Chapter 16: Let the Games Begin!203

Figuring Out What to Play: Game Types.....	203
Where to Buy Games.....	205
Organized Fun on the Games Hub.....	206

Chapter 17: Getting Games on Your Phone211

The Games Department of the Windows Phone Marketplace.....	211
Keeping Track of the Games on Your Phone.....	215

Chapter 18: Xbox LIVE and Mobile217

What Xbox LIVE Is	217
The free stuff	218
The not-free stuff.....	218
Xbox LIVE from Your Windows Phone	221

Part VII: Taking Care of Business with Your Windows Phone 225

Chapter 19: On the Road Again: Taking Your Work with You on Your Phone227

Mobile Office Apps	227
Office Hub on Your Phone.....	229
OneNote	230
Documents.....	231
SharePoint.....	237
Links	238
File Sharing outside of SharePoint	238
Using e-mail to review and edit files.....	239
Using SkyDrive or another remote server	240

Chapter 20: Making a Date with Your Phone245

Stand-Alone with Me: Setting Up Your Phone's Calendar	245
Setting your date and time preferences.....	246
Getting to the Calendar.....	249
Making a new appointment	251
Your Calendars Together at Last	256
Linking your electronic calendars to your phone	256
Creating an appointment for one calendar.....	256

Part VIII: The Part of Tens 261**Chapter 21: Ten (Or So) Steps to Making the Phone Totally Yours . . .263**

Population Explosion: Adding Your Contacts	264
You Look Marvelous: Putting Up Custom Screen Images	264
Songs That Make the Whole World Sing: Downloading Your Music.....	264
Making a Statement with Accessories	264
Customizing Your Start Screen	265
Setting Screen Colors	267
Setting Your Password.....	270
Signing Up for Microsoft's My Phone Service	272

Chapter 22: Ten Features to Look for Down the Road275

More and More Applications	275
More Supported Social Networking Sites	276
Support for More E-Mail Services	276
A Compass.....	276
Side-Loading of Music	277
Loading of Proprietary Applications.....	277
Connection to External A/V	277
Cut and Paste in Microsoft Office for Mobile.....	277
More Accessories	278
Updating of the Operating Systems	278

Index 279

Introduction

Windows Phone 7 is a revolutionary cellular operating system that sets a new standard for convenience and productivity. It can integrate with your personal and work computers more than any other phone currently on the market. Plus, it runs a great variety of mobile applications and is great with games, music, and video.

Smartphones are getting smarter all the time, and the Windows Phone is one of the smartest. Just because you've used a smartphone in the past doesn't mean you should expect to use your new Windows Phone without a bit of guidance. That's where this book comes in. This book is a hands-on guide to getting the most out of your Windows Phone, without all the jargon that user's manuals show off with.

About This Book

This book is a reference — you don't have to read it from beginning to end to get all you need out of it. The information is clearly organized and easy to access. You don't need thick glasses and a pocket protector to understand this book.

In fact, this book is even more valuable than your user's manual. A user's manual tells how to do things, but this book helps you figure out what you want to do — and then tells you how to do it, in plain English.

Conventions Used in This Book

I don't use many conventions in this book, but there are a few you should know about:

- ✓ Whenever I introduce a new term, I put it in *italics* and define it shortly thereafter (often in parentheses).
- ✓ I use **bold** for the action parts of numbered steps, so you can easily see what you're supposed to do.
- ✓ I use monospace for Web addresses and e-mail addresses, so they stand out from the surrounding text. **Note:** When this book was printed, some Web addresses may have needed to break across two lines of text. If that happened, rest assured that we haven't put in any extra characters (such as hyphens) to indicate the break. So, when using one of these Web addresses, just type in exactly what you see in this book, pretending as though the line break doesn't exist.

Finally, some screen layouts on your PC and Windows Phone will look subtly different from what you see in this book. Sometimes this is because of differences in resolution among PCs. In the case of Windows Phone 7, Microsoft often makes creative enhancements, like changing icons. These differences should be slight and shouldn't affect your ability to understand the text.

What You're Not to Read

I think you'll find every last word of this book scintillating, but I may be a little biased. The truth is, you don't have to read

- ✓ **Sidebars:** Sidebars are those gray boxes throughout the book. They're interesting, but not essential to the topic at hand, so if you're short on time or you only want the information you absolutely need, you can skip them.
- ✓ **Text marked with the Technical Stuff icon:** For more on this icon, see the "Icons Used in This Book" section, later in this Introduction.

Foolish Assumptions

You know what they say about assuming, so I don't do much of it in this book. But I do make a few assumptions about you:

- ✓ **You have a Windows Phone.** You may be thinking about buying a Windows Phone, but my money's on your already owning one. After all, getting your hands on the phone is the best part!
- ✓ **You're not totally new to cellphones.** You know that your Windows Phone is capable of doing more than the average cellphone, and you're eager to find out what your Windows Phone can do.
- ✓ **You've used a computer.** You don't have to be a computer expert, but you at least know how to check your e-mail and surf the Web.

How This Book Is Organized

The chapters in this book are divided into eight parts. Here's what you can find in each part.

Part I: Getting Started

The first part of this book gets you familiar with the basic capabilities of your Windows Phone. Chapter 1 is an introduction to everything from turning it on and off, to understanding cellular billing, to managing battery life. In Chapters 2 and 3, I cover the basics: placing and taking calls and sending texts.

Part II: Moving Beyond the Basics

In this part, I walk you through the full capabilities of the Windows Phone so you can decide what you want to do and what you want to ignore. Then I introduce you to the applications that come on your phone.

Part III: Live on the Internet: Going Mobile

This part is all about the Internet — how to access it from your Windows Phone and what a Windows Live ID can do for you. I also introduce you to the Windows Phone Marketplace, where you can trick out your phone with more apps.

Part IV: Connecting with the People You Care About

On your phone, you can view updates from your friends on a social networking site, as you do now on your PC. Your Windows Phone also allows you to view the updates from a given friend from all the social-networking sites that you share. Your Windows Phone brings all these updates for your friend into one page, so that you can get all the updates for that friend in one place.

This adds a new level of convenience for staying in touch with friends while you're on the go. The integration of social-networking sites is in addition to the integration and mobilizing of e-mail accounts and instant messaging services. The power of this platform is to bring together multiple messaging options for the people that are most important.

Part V: Music and Videos in the Palm of Your Hand

In this part, I cover the multimedia capabilities of the Windows Phone. Windows Phone 7 has the best capabilities of the Zune HD, a wonderfully powerful MP3 and video player. This part covers how to use your phone to listen to music and watch videos — and how to buy more music and videos from the Zune Marketplace.

Part VI: Gaming on Your Phone with Xbox LIVE

In this part, I cover gaming, one of the ways that Windows Phone 7 devices stand out from the crowd. In addition to games that you can play on the phone, Windows Phone 7 provides you with a way to play your favorite games from your Xbox! I'm talking multi-player turn games, like chess, as well as many games that are available on Xbox LIVE . . . *from your phone*. Enough said.

Part VII: Taking Care of Business with Your Windows Phone

In this part, I look at the many ways you can use your phone for business. You can bring up Microsoft Office files on Windows Phone 7. Plus, there's integration with Microsoft SharePoint, the business collaboration tool from Microsoft.

Part VIII: The Part of Tens

This wouldn't be a *For Dummies* book without a Part of Tens. In this book, the Part of Tens covers ten ways to customize the phone to make it truly your own and ten capabilities to look for in future releases.

Icons Used in This Book

Throughout this book, I use *icons* (little pictures in the margin) to draw your attention to various types of information. Here's a key to what those icons mean:



This whole book is one whole series of tips. But when I share especially useful tips and tricks, I mark it with the Tip icon.



This book is a reference, which means you don't have to commit it to memory — there is no test at the end. But once in a while, I do tell you things that are so important that I think you should remember them, and when I do, I mark them with the Remember icon.



Whenever you may do something that could cause a major headache, I warn you with the, er, Warning icon.



Sometimes my inner geek just screams to be let out, and when it does, I have to oblige. Whenever I start veering into technical territory, I slap a big ol' Technical Stuff icon on it. If you're a geek like me (or if you're just the sort who reads every last word on every last page), I think you'll find these paragraphs interesting. If not, just move on by, confident in the knowledge that you aren't missing anything critical to the task at hand.


Where to Go from Here

If you want, you can start at the very beginning — it is, after all, a very good place to start. But you don't have to read this book from beginning to end to get what you need from it. So, make liberal use of the table of contents and the index to find exactly what you're looking for.

Want a little more guidance than that? If you're brand-new to cellphones, turn to Chapter 1. If you're interested in taking advantage of the social aspects of the phone, turn to Chapter 10. And if you're into using your phone for music and video, jump ahead to Chapter 13. If you're a hardcore gamer, advance to Chapter 16. If your boss gave you the phone and you need to get cracking, dog ear the pages starting at Chapter 20. Whatever you do, have fun with your new phone!

Part I

Getting Started

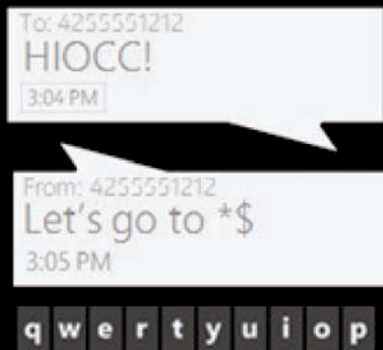
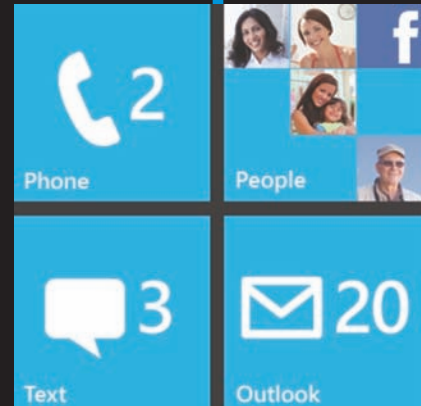


In this part . . .

Your Windows Phone can be lots of fun and can make you very productive . . . but only if you know how to use it. Whether this is your first time using a smartphone or your first time using a touch screen, the chapters in this part give you the information you need to get started. Even veteran users of cellphones will benefit from a quick glance at the chapters in this part.

people

recent





Beginning at the Beginning

In This Chapter

- ▶ Turning on your phone
- ▶ Making sense of cellular billing
- ▶ Charging the phone and managing battery life
- ▶ Navigating around the phone
- ▶ Turning your phone off and putting it to sleep

Windows Phone 7 is an operating system for mobile phones. Unlike Apple's iPhone operating system, which is available only on the iPhone itself, several manufacturers will offer phones based on the Windows Phone 7 operating system, each with its own subtle variation. Microsoft has closely defined many of the key features that need to be there regardless of the manufacturer, which means that almost all the information in this book will apply to your phone, regardless of the phone manufacturer or your cellular carrier.

In this chapter, I fill you in on the basics of using your new device. You start by turning on your phone (I told you I was covering the basics!). Then I explain how cellular carriers work and tell you what to expect from your cellphone bill. I guide you through charging your phone and getting the most out of your phone's battery. I give you a basic tour of your phone's buttons and other features. And I end by telling you how to turn off your phone or put it to sleep.



If you're not new to cellphones in general and smartphones in particular, you may want to skip this chapter. If the term *smartphone* is foreign to you, you probably haven't used one before, and reading this chapter won't hurt. A *smartphone* is a cellphone on which you can download and run applications.



First Things First: Turning On Your Phone

When you open the box with your new phone, the packaging presents you with your phone, wrapped in plastic, readily accessible. If you haven't already, take the phone out of the plastic bag and remove any protective covering material on the screen.

The On button is on the top of the phone. On the button is a symbol that looks like Figure 1-1. Press the On button for a second, and you should see the screen light up. Don't press the On button too long after the screen lights up — if you do, the phone may turn off again.




Figure 1-1: The symbol for the On button.



Your phone should arrive with enough of an electrical charge that you won't have to plug it in to an outlet right away. You can enjoy your new phone for the first day without having to charge it.



If you're used to talking on a cellphone, you may be looking for the usual wireless status bar (shown in Figure 1-2). Windows Phone 7 doesn't automatically show you the status bar. The Windows Phone 7 designers went with the philosophy that giving you visual representation only confirms what you already know by listening. Coverage for cellular networks is pretty good these days, so they made the decision to unclutter the screen and have the status bar displayed only if you want it to be. To display the status bar, tap the top of the screen with your finger. *Voilà!* The status bar appears.